

36 hp Engine Hot Rod Basics

AUGUST 2022

Dune Buggies & Hot VWs

dune buggies  
and



# hot VWs

## TYPE 3 SPECIAL

LOOKING SHARP SINCE 1961



\$7.99US \$8.99CAN

08>



0 73361 02878 5

RETAILER: DISPLAY UNTIL 8/8/2022



“Paul Davis’ 80s Custom Squareback -

# RADICAL RASPBERRY



WHEN IT COMES TO TYPE 3 VOLKSWAGENS, THERE AREN'T MANY MORE HARDCORE THAN PAUL DAVIS OF YUCAIPA, CALIFORNIA. HAVING OWNED 30 OF THEM IN THE PAST, HE CERTAINLY KNOWS THE INS AND OUTS. WHEN THE OPPORTUNITY AROSE TO BUILD AN ULTIMATE THROWBACK-STYLE SQUARE, HE JUMPED FASTER THAN DAVID LEE ROTH DID IN 1984!

BY ERIC ARNOLD

One fateful day, Paul Davis' friend Eric Clark called him up and said his mechanic had a Squareback for sale which he recently acquired. He sent Paul a couple of photos and a price. That's when Paul spotted the "picture windows", the elongated rear side windows created by removing the side pillars. "I spotted the picture window and said: 'When can I come and get it?'" In less than two weeks, the car would be his. "I always wanted a true '80s-style car. One of my favorite VWs of all time was Paige Proctor's 'Suicidal Tendencies', as well as the turquoise Square built by John Call that had a picture window and a ragtop. Here was my chance to build the perfect '80s tribute, out of an '80s survivor."

While Paul had his vision for this Type 3, it took some work to get there. The picture windows were already done, but the car was in rough shape, having sat outside for more than 25 years. There were some rust issues to be dealt with and the engine bay had been cut to allow for large carburetors.

Paul's son Braeden tackled the rust repair on the car; he also handled some modifications Paul had designed, including welding in an early Ghia dashboard. Paul himself installed the 65-inch ragtop from Legacy Ragtops, along with polished rails from JC Metal Polishing. The Squareback also received several body modifications to fit the '80s theme,



Paul had a vision from the start to build the ultimate throwback Squareback. He wasted no time bringing his concept to light, taking less than two years to create Radical Raspberry.



including shaved cowl, door handles and turn signals.

"My friend Dan Payton did the final bodywork, and he also painted the car in his shop. Dan was on board from the start. When I said '80s and Raspberry,' he said: 'Yeah, I'm In!'" The Porsche Raspberry paint Dan laid down is a single-stage urethane from TCP Global. Paul wasn't holding back when choosing this color for his rad ride. The bold choice fits the motif perfectly.

## SETTING IT DOWN

The Squareback is lowered slightly using reindexed arms and lowered shocks in the front, and adjustable spring plates in the rear. Each corner has disc brakes, with an Empi kit in the rear and stock discs up front.

Paul is particularly fond of his wheel selection on this build. "I have fully polished Rivieras, with no squares on the spokes – 4.5 inches in the front and 5 in the back. They were polished by JC Metal Polishing in San Bernardino." The Rivieras are wrapped in 135R15 Firestone tires up front, while wide 205/65R15 Toyos take up the rear.


A stock Type 3 1600cc with dual Empi ICT carburetors lays beneath the engine cover. "It's a good solid motor that gets the job done," Paul says. It's paired with a rebuilt Freeway Flyer-style transmission for comfortable cruising.

## 1980S UPHOLSTERY

The 1980s theme continues inside as black upholstery with pink stitching adorns the seats and the door panels. Paul asked the team at Sewfine Products to create the unique combination. "I wanted to make sure the rear hatch had the pink stitching, so the line would go around the entire interior of the car. That's something they usually don't do at Sewfine. After some conversation, they agreed to send me a template when my panels were done so I could mark where I wanted the stitching to be to match the side panels, and I overnighted it back to them. They made the last piece and shipped it to me in time for the car's debut."

Lupe at Ultimate Interiors in Redlands, CA installed the seats covers, and did the custom headliner as well, no easy task around the giant ragtop!

The Formuling France steering wheel was polished, wrapped in leather



Picture windows are created by removing the side pillars, and installing a single piece of glass. Mark English and RK Smith are credited with their creation.



---

# A HARDCORE TYPE 3 ENTHUSIAST, PAUL DAVIS KNOWS THE INS AND OUTS

HOTWAX.COM

41

AUGUST 2022





---

# PICTURE WINDOW (NOUN): A LARGE WINDOW CONSISTING OF ONE PANE OF GLASS





and stitched with pink to match the interior, and a Scat drag fast shifter was installed. “Just like we had back in the day,” Paul says. The black carpet kit came from TMI Products.

Another custom touch for this build is the gauges. Paul asked ISP West to build a set of gauges – with pink needles, of course. “Alex at ISP thought it would be funny to tell me they wouldn’t be ready in time to debut the car at the El Prado show. I asked if I could just borrow something to have in the dash for the show, but two days later my actual gauges arrived... The day before the show!”

## THE ‘80S ARE FINISHED

To complete the ‘80s theme, Paul installed Baby Turbo side mirrors, and a 5-panel wink rear view mirror inside. This car just screams retro style.

“We were thrashing to get this car done and debut it at the Type 3 Takeover at El Prado. We were trying to install the picture windows. I was told Ghia windshield rubber would fit. Well that wasn’t true, they’re too small. Now I’m thinking what am I going to do? I’m looking at the glass, and it’s made by San Bernardino Glass Company. I remembered I have a cousin that said he knew someone who worked there. I called him, and tell him my problem, and within 15 minutes I’m talking to Mark English, the inventor of the picture window kit he and RK Smith came up with! Mark tells me the whole story about how this modification came to fruition and that a Type 3 windshield rubber will fit the picture window!” Paul was able to find two of the correct window seals that day, one from a Type 3 friend down the street, another from a post on Instagram.


## A COUPLE OF HOURS SLEEP

“My son, his friend Matt Dunham and I worked on the car until 12:45 AM the night before El Prado. We woke up at 4AM on Sunday and rolled to the show. I had a dream of driving in with all three of our Type 3s. We call them the Skittles, raspberry, orange, and green.”

This Radical Raspberry made its debut at the Type 3 Takeover at El Prado and was an immediate hit with the crowd. The onlookers loved the throwback style and were amazed by the bright color, as well as the era-correct details.



A carpet kit from TMI and chrome accents round out the look of the cargo area.



A custom headliner was a must with the ragtop install. Ultimate Interiors handled the job.



Black upholstery with pink stitching was custom ordered from Sewfine Products.




A polished and leather-wrapped Formuling France steering wheel sets off the early Karmann Ghia dashboard Paul’s son Braeden installed.

In less than two years, Paul and his son Braeden took a forgotten frame and turned it into a striking specimen. The car even earned an invitation to the Gathering of hotVWs at The Grand National Roadster Show 2022. “It has just the vibe and feel I pictured. I couldn’t be happier with the way it turned out,” Paul declared. And we agree. This raspberry ride encapsulates the ‘80s vision perfectly. It’s truly... radical. **hotVWS**




A period-correct Scat Drag Fast shifter installed “Just like back in the day”.





A clean and simple trunk area, no liner or carpet needed when the area is this nice.



Detailed fuel cap to match the pink stitching on the interior. Proper '80s color!



Paul's son Braeden, who helped throughout the build including handling rust repair, stands next to the finished product. The Radical Raspberry is right at home on the beach.




A stock Type 3 motor with dual EMPI carburetors is paired with a Freeway Flyer transmission to transfer power to the wheels. This combination has Paul cruising in comfort.



Fully polished Riviera wheels, with no squares on the spokes, with Firestone tires.



The addition of the picture windows gives an unmatched view and style to the Type 3.



Paul installed the giant 65-inch sliding sunroof from Legacy Ragtops himself.